





## BASIC RULES FOR DESIGN OF COMPONENTS

### WELD SEAMS - EDGES

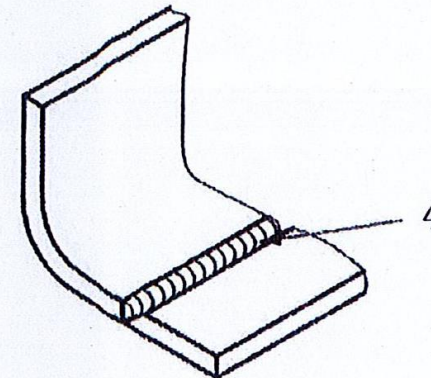
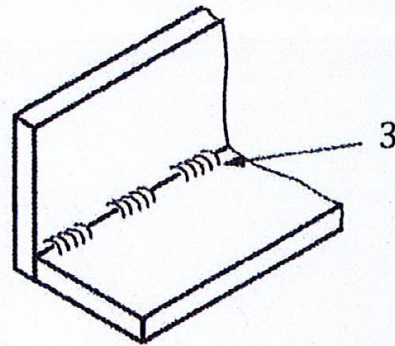
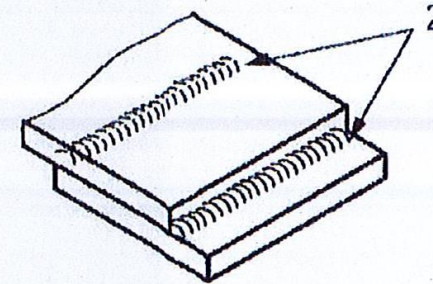
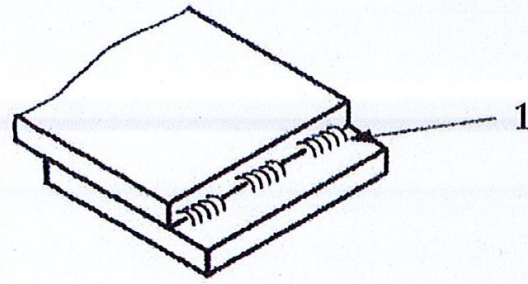
- Preferably continuous welding seam
- Preferably weld before thermal spray, if afterwards-> masking up to 100 mm
- Rounding of edges
- Lasercut edges: roughness – rounding – burrs



bad



good



- 1 Overlapping joints with discontinuous welds are to be avoided.
- 2 Overlapping fully sealed by continuous welds, smooth and free from slag and weld spatter are to be preferred.
- 3 Sharp corners and discontinuous welds are to be avoided.
- 4 Rounded corners and continuous butt welds are to be preferred.